

Brunswick Regional



Water and Sewer

An Ordinance Appropriating Funds for the Fiscal Year 2022-2023

BE IT ORDAINED BY the Board of Commissioners of Brunswick Regional Water and Sewer H2GO that the following amounts are hereby appropriated in the stated Funds for the operation of H2GO and its activities for the Fiscal Year beginning July 1, 2022 and ending June 30, 2023 in accordance with the chart of accounts established for the District:

SECTION ONE: REVENUES

Fund 50

Account	Source	Amount
30101	Water Availability	\$ 2,783,124
30102	Water Use Charge	3,000,000
30108	Sewer Availability	3,555,300
30109	Sewer Use Charge	4,700,000
30110	Admin Fees	75,000
30112	Tank Fee	5,100
30113	Irrigation Availability	980,467
30114	Irrigation Usage	1,600,000
30212	Meter Purchases	629,250
30300	Interest Earned	550,000
30501	Return Check Fees	2,500
30504	Service Charges	5,000
30505	Cross Connection Fines	2,000
30601	Miscellaneous Income	100,000
30604	Billing Contracts	16,500
30640	Grinder Pump Fees	1,150,000
30613	Transfer in From Fund 60	1,000,000
30613	Transfer in From Fund 20	4,480,070
48200	Bad Debt	<u>(15,000)</u>
Total Operating Revenue		\$24,619,311
30620	Water Impact Fees	150,500
30660	Water Capital Recovery Fee	105,000
30665	Water System Development Fee	3,200,000
30666	Irrigation System Development Fee	928,000
30670	Sewer System Development Fee	5,200,000
30618	Compass Pointe Sewer Impact	525,000
30619	Compass Pointe Sewer Recovery	<u>175,000</u>
Total Capital Reserve Revenue		\$10,283,500
 Total Revenue		 \$34,902,811

Brunswick Regional



Water and Sewer

SECTION TWO: EXPENDITURES:

Fund 50

Account	Department	Amount
7110	Administration	\$ 22,114,289
7115	Work Order	735,803
7120	Asset Protection	472,687
7130	Water Distribution	4,277,962
7131	RO WTP	1,481,249
7140	Wastewater Collections	5,217,979
7141	Wastewater Treatment	<u>602,842</u>
Total Expenditures		\$ 34,902,811


SECTION 3:

Copies of Budget Ordinance shall be furnished to the Clerk of the Board of Commissioners of Brunswick Regional Water and Sewer H2GO and Finance Officer to be kept on file by them for their direction in the disbursement of funds.


SECTION 4:

The Finance Officer is hereby authorized to transfer appropriations between departmental line items in amounts up to \$10,000.00 without Governing Board approval. He/she must make an official report on such transfers at the next regular meeting of the Governing Board. All transfers between funds must be made by means of a Budget Amendment approved by the Governing Board.

Approved this 22nd day of June 2022.




Ronnie Jenkins, Chairman



Rodney McCoy, Secretary

ATTEST:



Deana Greiner, CMC, Clerk to the Board

Source Code	Revenues	FY 2023 Budget
30101	Water Base Fee	2,783,124
30102	Water Use Charge	3,000,000
30108	Sewer Base Fee	3,555,300
30109	Sewer Use Charges	4,700,000
30110	Admin Fees	75,000
30112	Tank Fee	5,100
30113	Irrigation Availability	980,467
30114	Irrigation Usage	1,600,000
30212	Meter Purchases	629,250
30300	Interest Earned	550,000
30501	Return Check Fees	2,500
30504	Service Charges	5,000
30505	Cross Connection Fines	2,000
30601	Miscellaneous Income	100,000
30604	Contract Billings	16,500
30640	Grinder Pump Fee	1,150,000
30613	Transfer in from FUND 60	1,000,000
	Transfer from FUND 20 - Water	4,480,070
48200	Bad Debt	(15,000)
	Sub Total - Operating Revenue	24,619,311
30620	Water Impact Fees	150,500
30660	Water Capital Recovery Fee	105,000
30665	Water System Development Fee	3,200,000
30666	Irrigation System Development	928,000
30670	Sewer System Development Fee	5,200,000
30618	Compass Pointe Sewer Impact	525,000
30619	Compass Pointe Sewer Recovery	175,000
	Sub Total - Capital Revenue	10,283,500
	Fund Balance	
	Total Revenue	34,902,811

DEPARTMENTAL EXPENDITURES

Source Code	ADMINISTRATION - 7110	FY 2023 Budget
40101	Office Supplies	24,150
40103	Postage	75,000
40106	Advertising	20,000
40107	Office Equipment	38,080
40201	Salaries	1,447,836
40202	Salaries - overtime	7,553
40203	Board Per Diem	40,900
40204	FICA Expenses	112,171
40205	401 K Employer Contribution	70,012
40206	Emp. Health Insurance	208,005
40207	Employee Retirement	172,472
40208	Unemployment Insurance	2,369
40210	Workers Compensation	3,041
40301	Insurance Premium	115,000
40302	Bank Service Charges	225,000
40303	Dues/Subscriptions	4,333
40305	Administrative Misc.	53,489
40501	Legal Fees	150,000
40503	Engineering	308,190
40504	Accounting	20,000
40509	Outsource Billing Service Fee	101,745
40701	Electricity	14,784
40702	Telephone	20,000
40801	Debt Service - Principle	3,825,876
40802	Debt Service - Interest	2,603,259
40902	Vehicle Fuel	13,100
40904	Vehicle Maint/Repairs	15,833
41001	Software & Support	170,000
41002	Computer Equipment	25,866
41003	Hardware Maintenance	7,728
41102	Small Tools & Equipment	100
41103	Uniform Rentals	6,360
41108	Permits & License	1,100
41109	Miscellaneous Supplies	6,516
41112	Fines & Penalties	5,000
41120	Contracted Services	5,000
41202	Building Maintenance	52,340
41301	Travel and Training	30,000
41305	Safety	30,000
41403	Capital Outlay	1,500,000
41601	Contingency	298,586
48110	Transfer to Capital Reserves	10,283,500
	TOTALS:	22,114,294

DEPARTMENTAL EXPENDITURES

Source	WORK ORDER-7115	FY 2023
Code		Budget
40201	Salaries	189,526
40202	Salaries - overtime	9,032
40204	FICA Expenses	15,190
40205	401 K Employer Contribution	9,407
40206	Emp. Health Insurance	50,590
40207	Employee Retirement	24,026
40208	Unemployment Insurance	526
40210	Workers Compensation	2,457
40702	Telephone	4,813
40902	Vehicle Fuel	23,000
40904	Vehicle Repairs	13,000
41002	Computer Equipment	7,500
41102	Small Tools & Equipment	6,000
41103	Uniform Rental	6,360
41108	Permits & License	250
41109	Miscellaneous Supplies	10,126
41127	MXU	256,000
41128	Meters	100,000
41301	Travel & Training	8,000
	TOTALS:	735,803

DEPARTMENTAL EXPENDITURES

Source	LOCATORS-7120	FY 2023
Code		Budget
40201	Salaries	225,948
40202	Salaries - overtime	4,977
40204	FICA Expenses	17,666
40205	401 K Employer Contribution	11,202
40206	Emp. Health Insurance	43,742
40207	Employee Retirement	27,942
40208	Unemployment Insurance	526
40210	Workers Compensation	3,043
40702	Telephone	4,675
40902	Vehicle Fuel	23,000
40904	Vehicle Repairs	5,324
41001	Software & Support	27,000
41102	Small Tools & Equipment	1,325
41103	Uniform Rental	6,360
41108	Permits & License	250
41109	Miscellaneous Supplies	20,029
41120	Contract Services	6,678
41301	Travel & Training	8,000
41403	Capital Outlay	35,000
	TOTALS:	472,687

DEPARTMENTAL EXPENDITURES

Source	WATER DISTRIBUTION-7130	FY 2023
Code		Budget
40201	Salaries	521,273
40202	Salaries - overtime	21,664
40204	FICA Expenses	41,535
40205	401 K Employer Contribution	25,739
40206	Emp. Health Insurance	83,480
40207	Employee Retirement	65,695
40208	Unemployment Insurance	1,053
40210	Workers Compensation	7,346
40601	Potable Water	2,973,310
40701	Electricity	42,566
40702	Telephone	5,079
40902	Vehicle Fuel	45,000
40904	Vehicle Repairs	11,663
41102	Small Tools & Equipment	12,099
41103	Uniform Rental	12,720
41107	Lab Fees and Testing	60,000
41108	Permits & License	5,100
41109	Miscellaneous Supplies	16,047
41120	Contract Services	6,066
41123	Line Maintenance	122,527
41301	Travel & Training	18,000
41403	Capital Outlay	180,000
	TOTALS:	4,277,962

DEPARTMENTAL EXPENDITURES

Source	RO WTP - 7131	FY 2023
Code		Budget
40101	Office Supplies	1,000
40107	Office Equipment	600
40201	Salaries	300,453
40202	Salaries - overtime	15,612
40204	FICA Expenses	24,179
40205	401 K Employer Contribution	15,023
40206	Emp. Health Insurance	58,131
40207	Employee Retirement	38,244
40208	Unemployment Insurance	658
40210	Workers Compensation	3,016
40303	Dues and Subscriptions	4,621
40701	Electricity	403,167
40702	Telephone	6,581
40703	Other Utilities (Water & Sewer)	1,800
40902	Vehicle Fuel	35,000
40904	Vehicle Repairs	4,343
41102	Small Tools & Equipment	1,000
41103	Uniform Rental	7,950
41104	RO Maintenance Supplieess -676 C	7,001
41105	Anode Plate replacement -NaClO	7,500
41106	Membrane Replacement Reserve	30,240
41107	Lab Fees, Permits, Testing	35,006
41108	Permits & License	1,960
41109	Miscellaneous Supplies	3,501
41120	Contract Services	5,601
41123	Line Maintenance	35,006
41124	Treatment Materials	217,055
41202	Building Maintenance	0
41301	Travel & Training	10,000
41311	SCADA System maintenance	7,001
41403	Capital Outlay	200,000
	TOTALS:	1,481,249

DEPARTMENTAL EXPENDITURES

Source	SEWER COLLECTIONS - 7140	FY 2023
Code		Budget
40201	Salaries	785,814
40202	Salaries - overtime	48,637
40204	FICA Expenses	63,836
40205	401 K Employer Contribution	39,066
40206	Emp. Health Insurance	132,835
40207	Employee Retirement	100,969
40208	Unemployment Insurance	1,579
40210	Workers Compensation	13,189
40303	Dues & Subscriptions	1,503
40611	Waste Water Treatment	1,606,000
40701	Electricity	287,480
40702	Telephone	6,860
40902	Vehicle Fuel	70,000
40904	Vehicle Repairs	76,708
41102	Small Tools & Equipment	10,033
41103	Uniform Rental	19,080
41107	Lab Fees & Testing	335
41108	Permits & License	1,000
41109	Miscellaneous Supplies	5,411
41120	Contract Services	54,644
41123	Line Maintenance	400,000
41125	Grinder Pump Repairs	1,050,000
41203	Cooking Oil Recycling	5,000
41301	Travel and Training	18,000
41311	SCADA System	55,000
41403	Capital Outlay	365,000
	TOTALS:	5,217,979

DEPARTMENTAL EXPENDITURES

Source Code	WWTP - 7141	FY 2023 Budget
40201	Salaries	179,338
40202	Salaries - overtime	19,592
40204	FICA Expenses	15,218
40205	401 K Employer Contribution	8,800
40206	Emp. Health Insurance	22,588
40207	Employee Retirement	24,071
40208	Unemployment Insurance	263
40210	Workers Compensation	3,206
40701	Electricity	75,000
40702	Telephone	2,124
40902	Vehicle Fuel	20,000
40904	Vehicle Repairs	2,082
41102	Small Tools & Equipment	1,000
41103	Uniform Rental	3,180
41105	Maintenance & Repair Supplies	1,585
41107	Lab Fees, Permits, Testing	14,180
41108	Permits & License	1,856
41109	Miscellaneous Supplies	6,743
41120	Contract Services	56,000
41123	Line Maintenance	96,640
41124	Treatment Materials	29,100
41202	Building Maintenance	12,276
41301	Travel & Training	8,000
41403	Capital Outlay	0
	TOTALS:	602,842